



Omnia Practice

73 Yardley Green Road, Birmingham, B9
5PU

Showing responses about from

 Showing weighted results ▼

Your local GP services

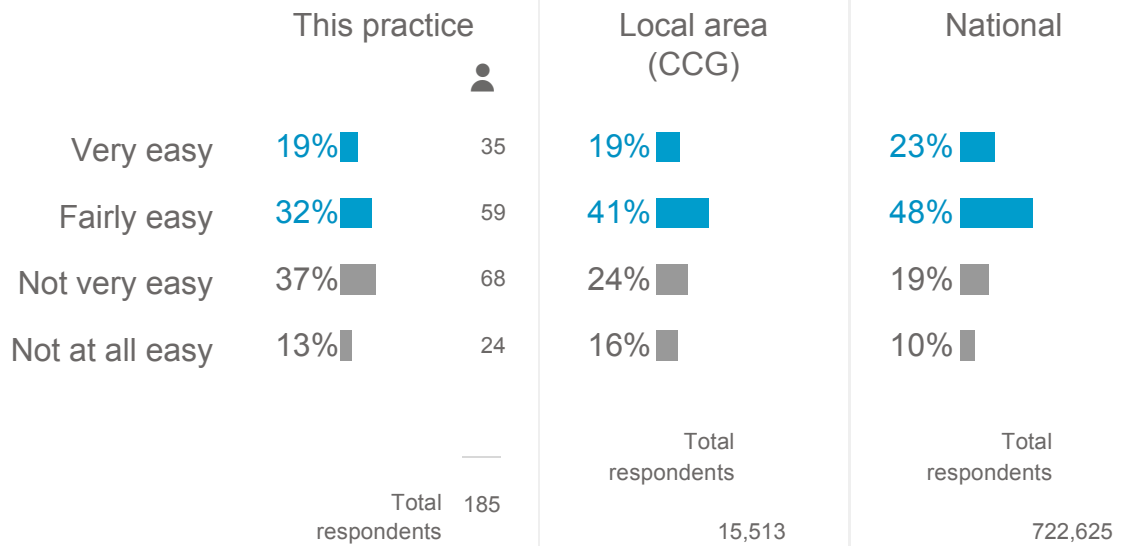


51% find it easy to get through to this GP practice by phone

Hide breakdown

Local (CCG) average: 60% | National average: 70%

Generally, how easy is it to get through to someone at your GP practice on the phone? Excluding 'Haven't tried'



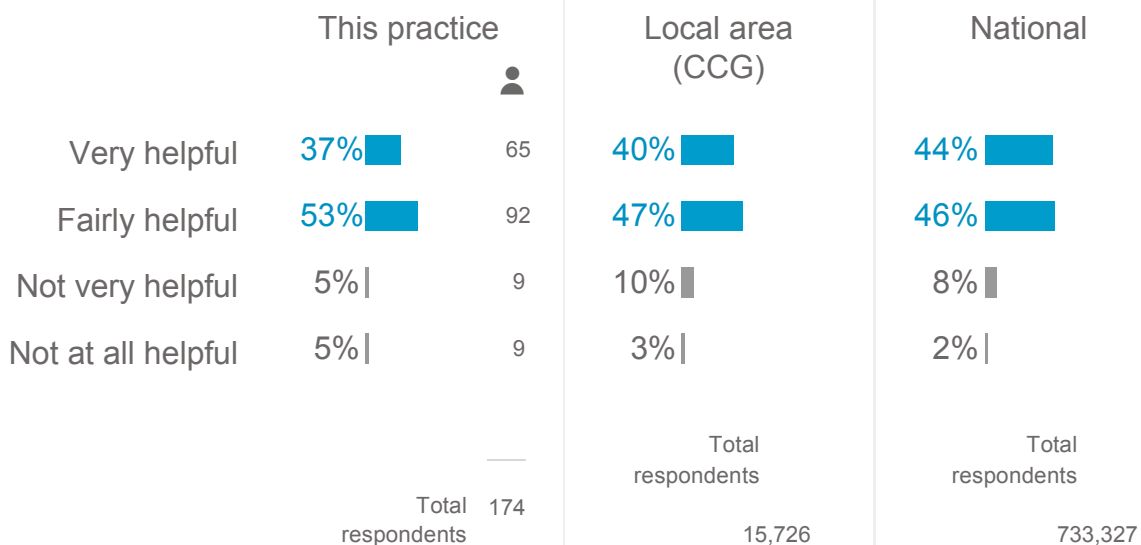


90% find the receptionists at this GP practice helpful

Hide breakdown

Local (CCG) average: 87% | National average: 90%

How helpful do you find the receptionists at your GP practice? Excluding 'Don't know'



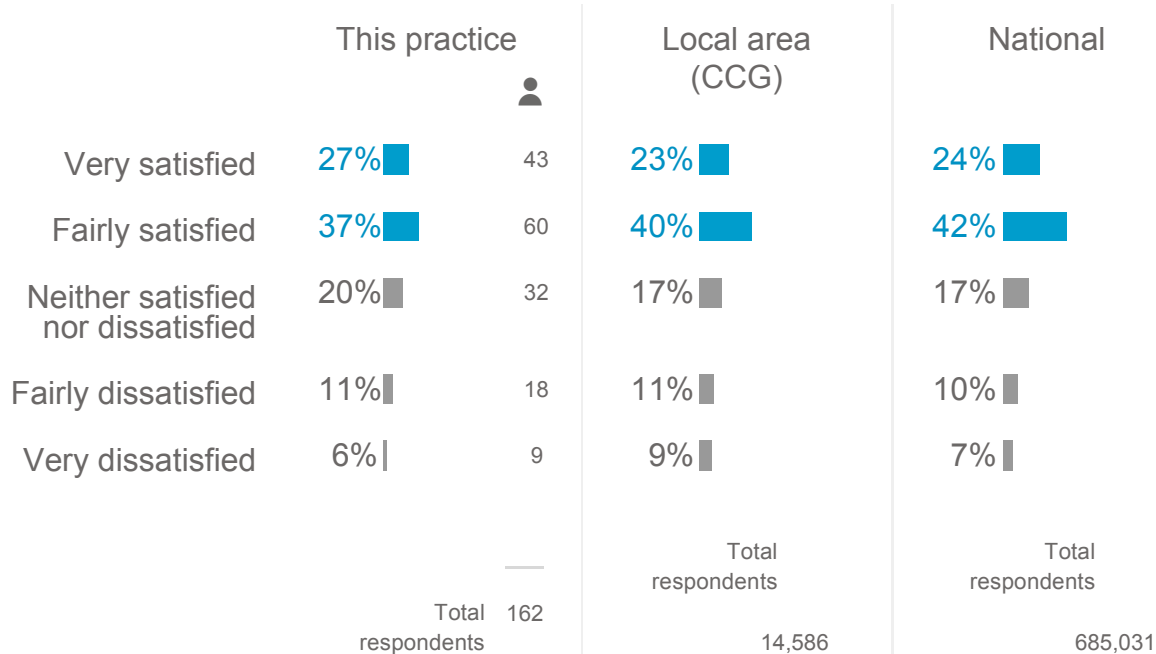


64% are satisfied with the general practice appointment times available

Hide breakdown

Local (CCG) average: 63% | National average: 66%

How satisfied are you with the general practice appointment times that are available to you? Excluding 'I'm not sure when I can get an appointment'



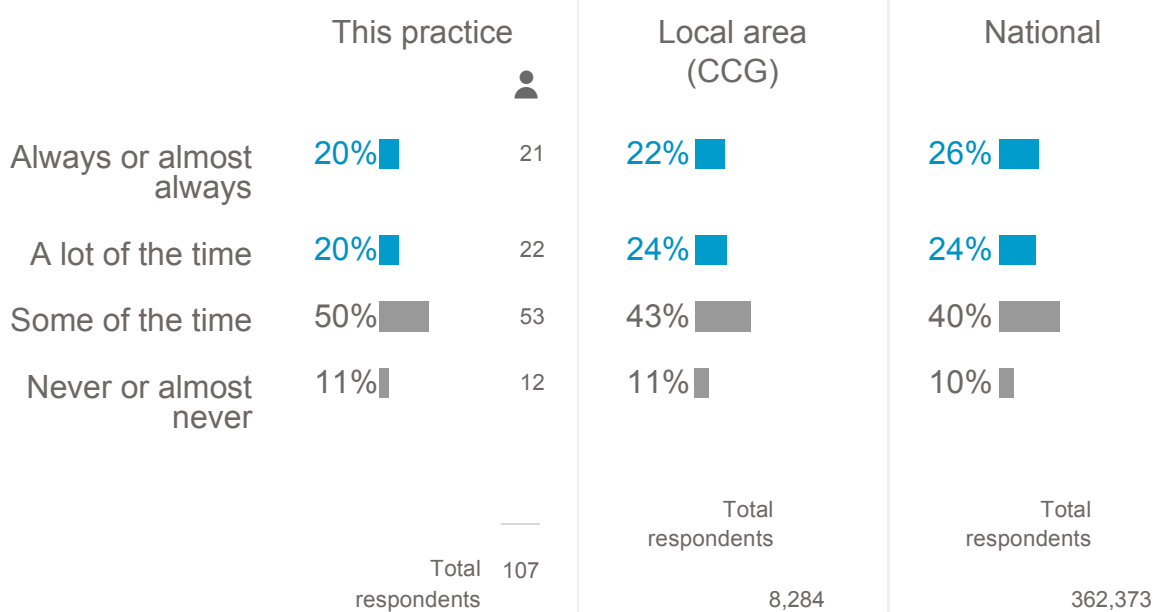


40% usually get to see or speak to their preferred GP when they would like to

Hide breakdown

Local (CCG) average: 46% | National average: 50%

How often do you see or speak to your preferred GP when you would like to? Excluding 'I have not tried'



Making an appointment



59% were offered a choice of appointment when they last tried to make a general practice appointment

Hide breakdown

Local (CCG) average: 58% | National average: 62%

On this occasion, were you offered a choice of appointment? Excluding 'Can't remember' and 'Doesn't apply'



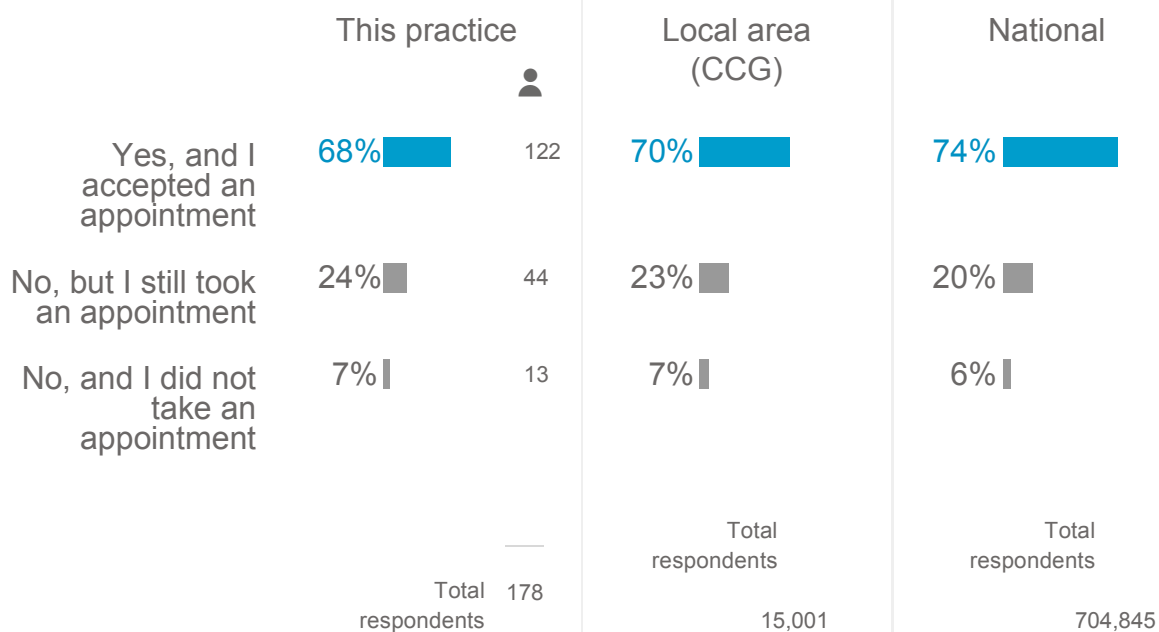


68% were satisfied with the type of appointment they were offered

Hide breakdown

Local (CCG) average: 70% | National average: 74%

Were you satisfied with the type of appointment (or appointments) you were offered?



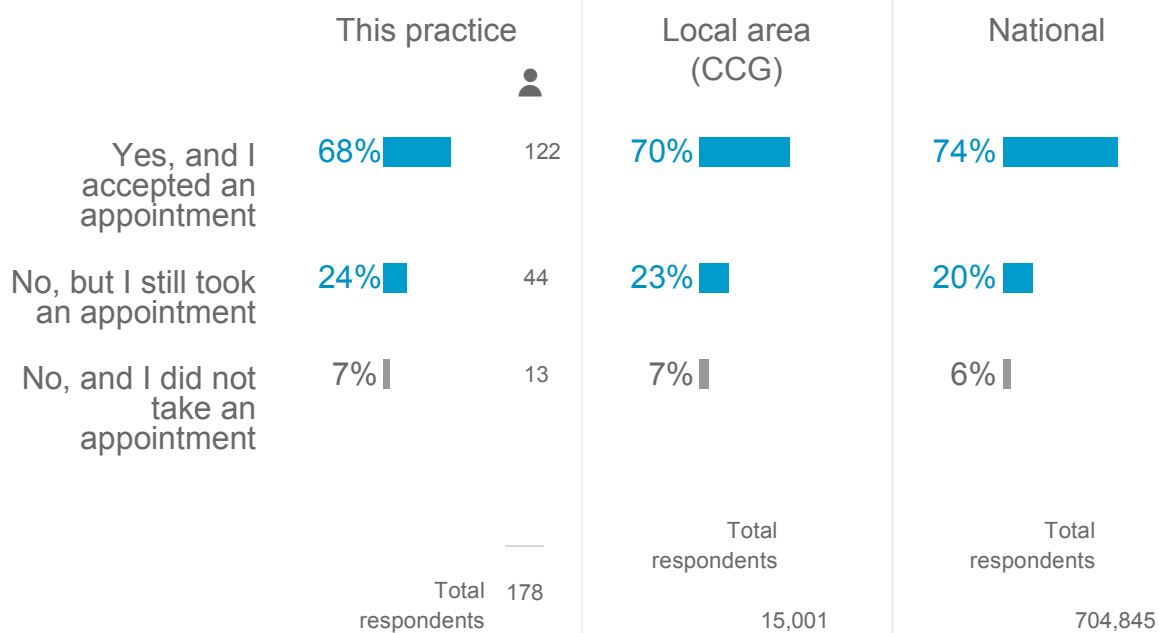


93% took the appointment they were offered

Hide breakdown

Local (CCG) average: 93% | National average: 94%

Were you satisfied with the type of appointment (or appointments) you were offered?



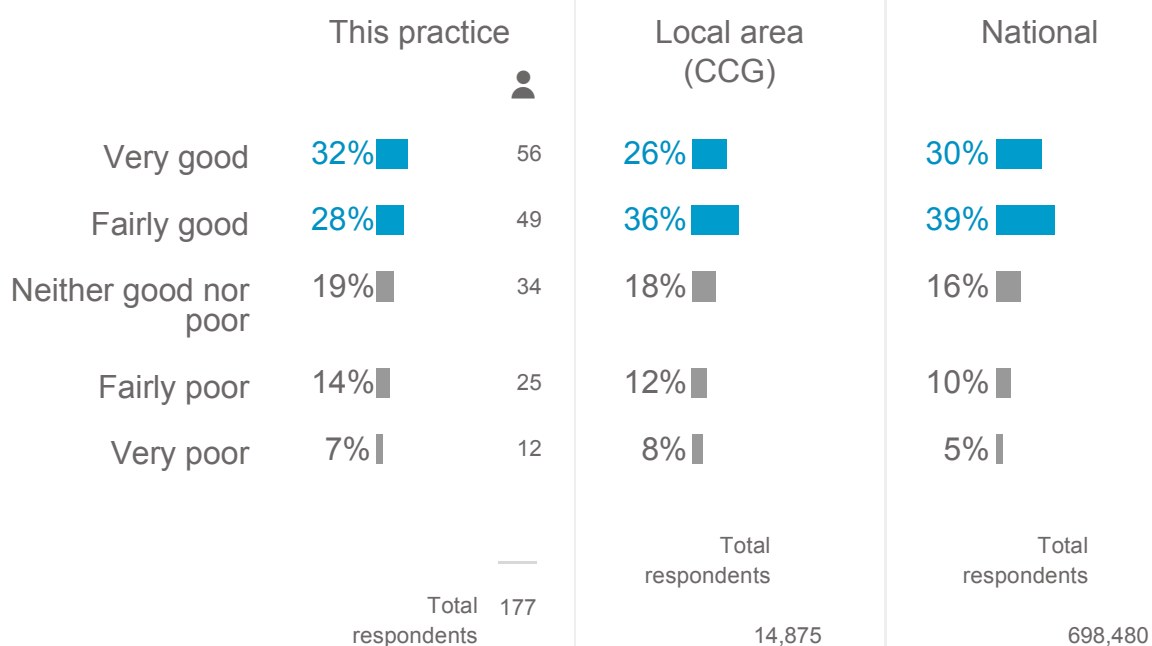


60% describe their experience of making an appointment as good

Hide breakdown

Local (CCG) average: 62% | National average: 69%

Overall, how would you describe your experience of making an appointment?



Your last appointment

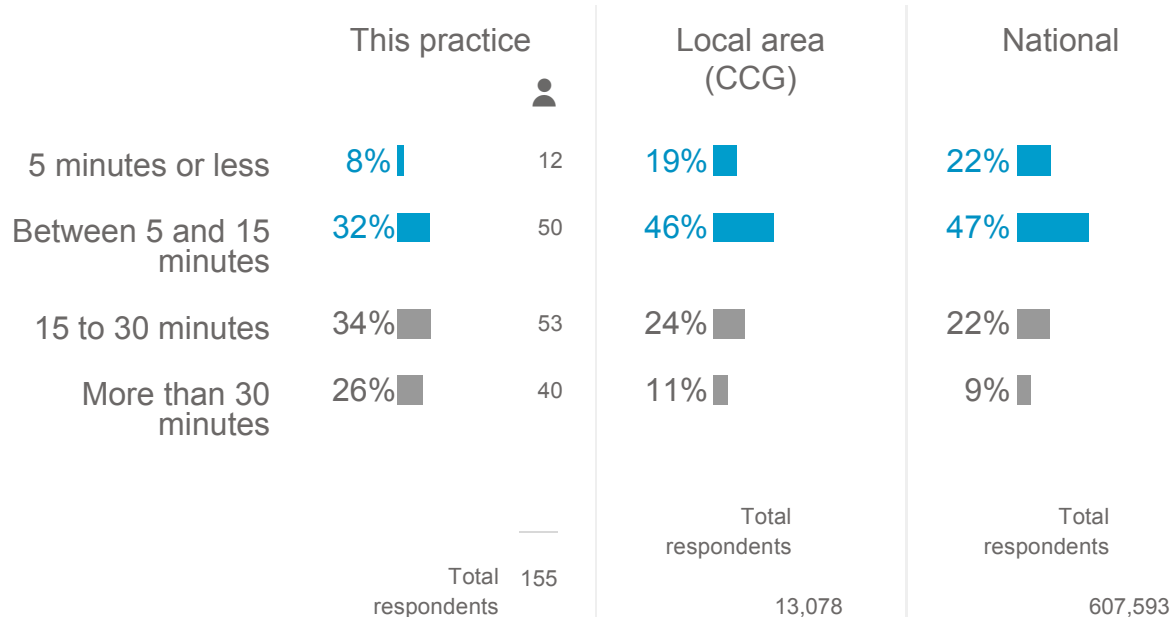


40% waited 15 minutes or less after their appointment time to be seen at their last general practice appointment

Hide breakdown

Local (CCG) average: 65% | National average: 69%

How long after your appointment time did you wait to see or speak to a healthcare professional? Excluding 'I didn't have an appointment at a set time' and 'Can't remember'





83% say the healthcare professional they saw or spoke to was good at giving them enough time during their last general practice appointment

Hide breakdown

Local (CCG) average: 86% | National average: 87%

Last time you had a general practice appointment, how good was the healthcare professional at giving you enough time?
Excluding 'Doesn't apply'

	This practice	Local area (CCG)	National
Very good	43% 74	46%	48%
Good	39% 67	40%	38%
Neither good nor poor	8% 14	10%	10%
Poor	9% 16	3%	2%
Very poor	0% 0	1%	1%
	Total respondents 171	Total respondents 15,002	Total respondents 706,632

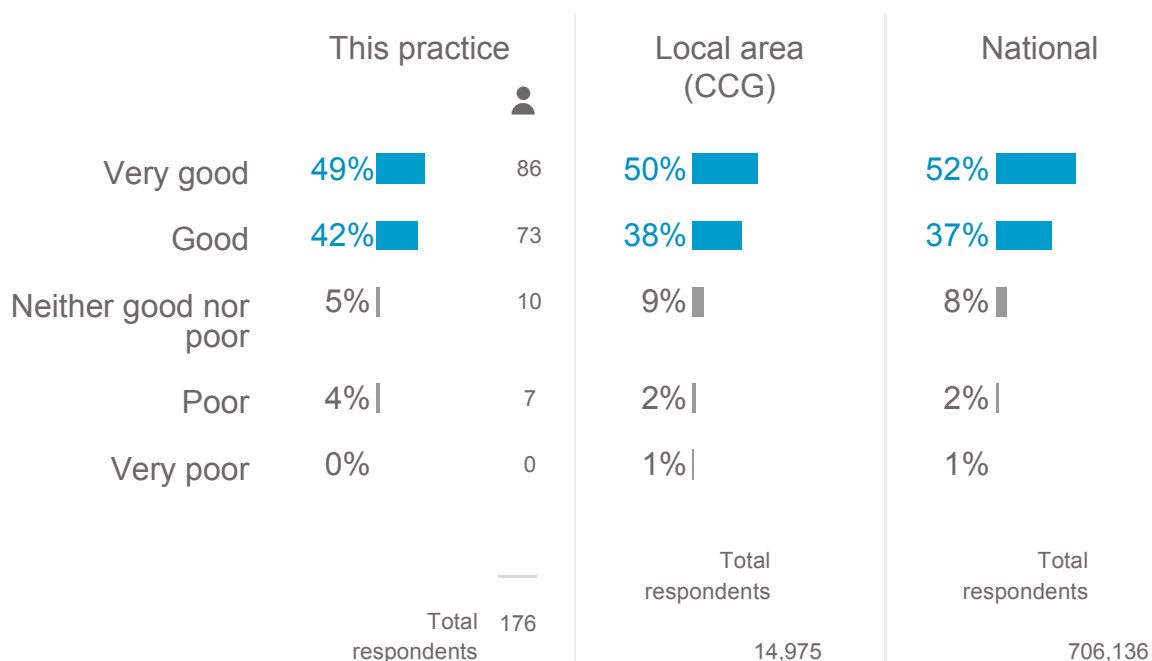


90% say the healthcare professional they saw or spoke to was good at listening to them during their last general practice appointment

Hide breakdown

Local (CCG) average: 88% | National average: 89%

Last time you had a general practice appointment, how good was the healthcare professional at listening to you? Excluding 'Doesn't apply'



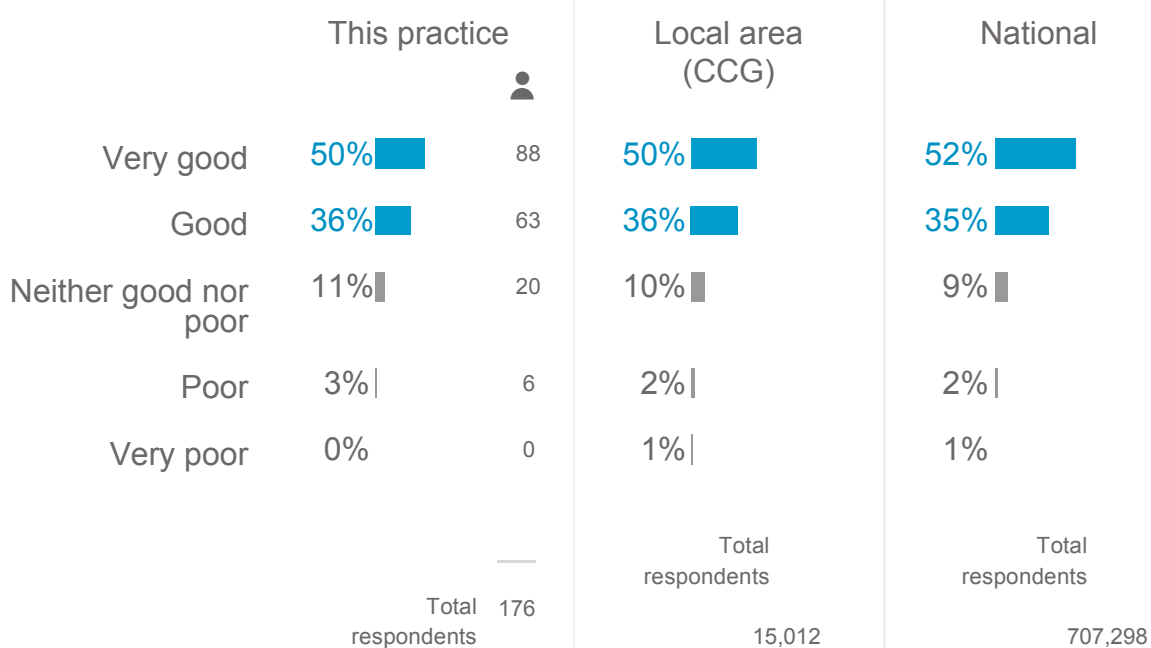


85% say the healthcare professional they saw or spoke to was good at treating them with care and concern during their last general practice appointment

Hide breakdown

Local (CCG) average: 86% | National average: 87%

Last time you had a general practice appointment, how good was the healthcare professional at treating you with care and concern? Excluding 'Doesn't apply'



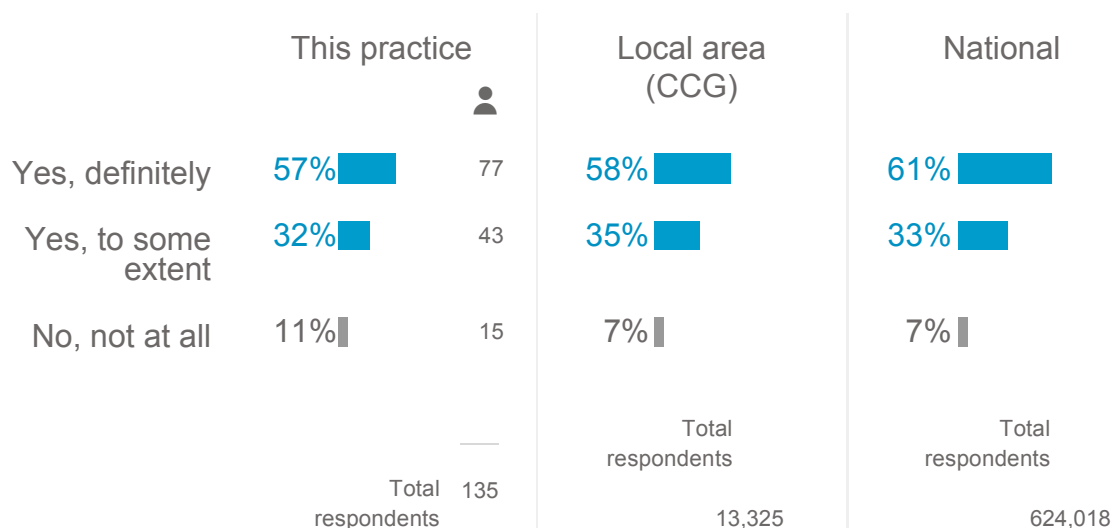


89% were involved as much as they wanted to be in decisions about their care and treatment during their last general practice appointment

Hide breakdown

Local (CCG) average: 93% | National average: 93%

During your last general practice appointment, were you involved as much as you wanted to be in decisions about your care and treatment? Excluding 'Don't know/Doesn't apply'



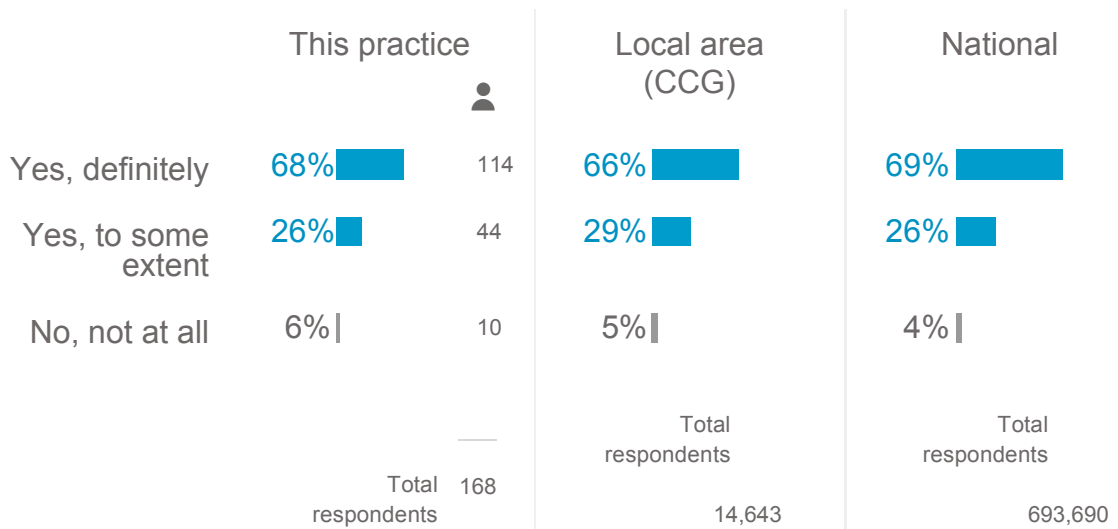


94% had confidence and trust in the healthcare professional they saw or spoke to during their last general practice appointment

Hide breakdown

Local (CCG) average: 95% | National average: 96%

During your last general practice appointment, did you have confidence and trust in the healthcare professional you saw or spoke to? Excluding 'Doesn't know/Can't say'



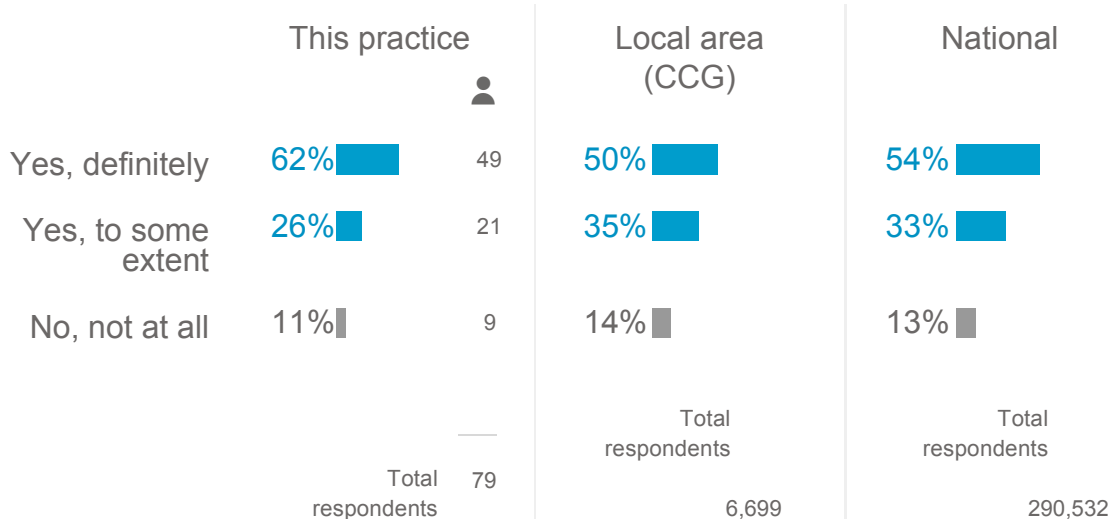


89% felt the healthcare professional recognised or understood any mental health needs during their last general practice appointment

Hide breakdown

Local (CCG) average: 86% | National average: 87%

During your last general practice appointment, did you feel that the healthcare professional recognised and/or understood any mental health needs that you might have had? Excluding 'I did not have any mental health needs' and 'Did not apply to my last appointment'



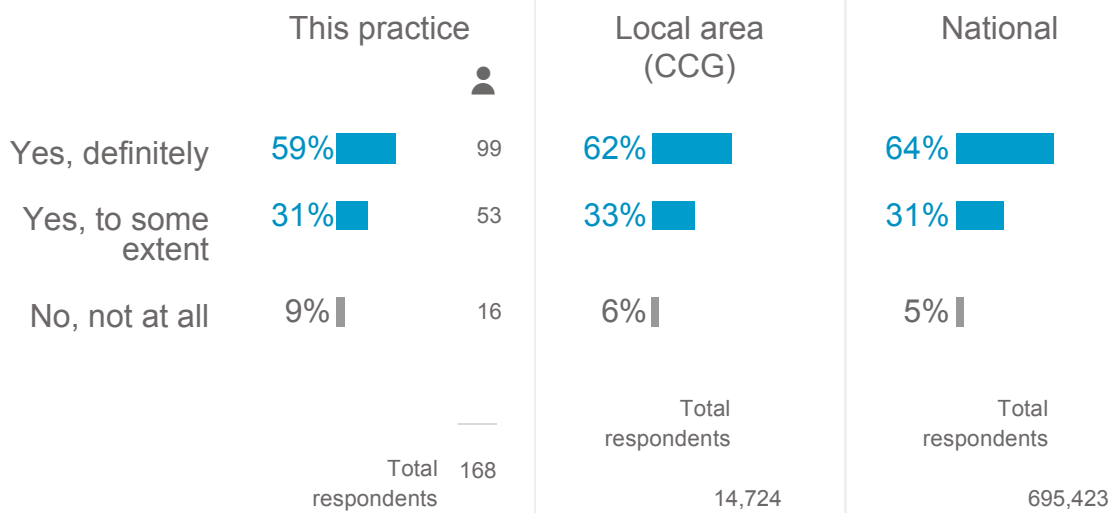


91% felt their needs were met during their last general practice appointment

Hide breakdown

Local (CCG) average: 94% | National average: 95%

Thinking about the reason for your last general practice appointment, were your needs met? Excluding 'Don't know/Can't say'



Your health

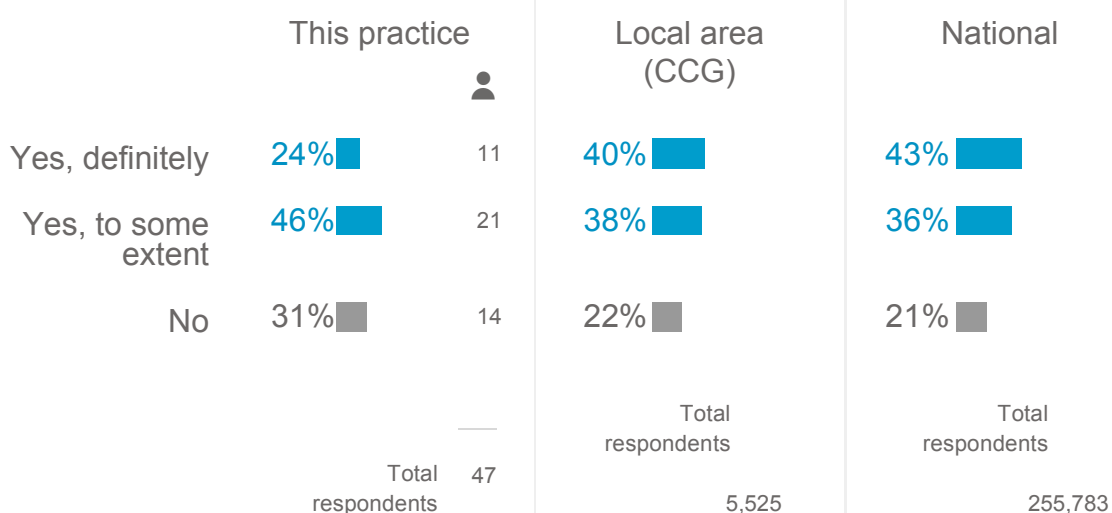


69% say they have had enough support from local services or organisations in the last 12 months to help manage their long-term condition(s)

Hide breakdown

Local (CCG) average: 78% | National average: 79%

In the last 12 months, have you had enough support from local services or organisations to help you to manage your condition (or conditions)? Excluding 'I haven't needed support' and 'Don't know/Can't say'



Overall experience



79% describe their overall experience of this GP practice as good

Hide breakdown

Local (CCG) average: 81% | National average: 84%

Overall, how would you describe your experience of your GP practice?

	This practice	Local area (CCG)	National
Very good	42% 77	43%	46%
Good	37% 68	38%	38%
Neither good nor poor	14% 25	12%	10%
Poor	6% 12	4%	4%
Very poor	2% 3	3%	1%
	Total respondents 184	Total respondents 15,909	Total respondents 747,970

This website is being administered by Ipsos MORI, the survey provider for the GP Patient Survey

© 2018 GP Patient Survey

